



Ministry of Finance



₹1,49,577 crore gross GST revenue collected in February 2023; 12% higher than GST revenues in same month last year

Monthly GST revenues more than Rs 1.4 lakh crore for 12 straight months in a row

Y-o-Y revenues from import of goods 6% higher and domestic transaction (including import of services) 15% higher

Posted On: 01 MAR 2023 2:36PM by PIB Delhi

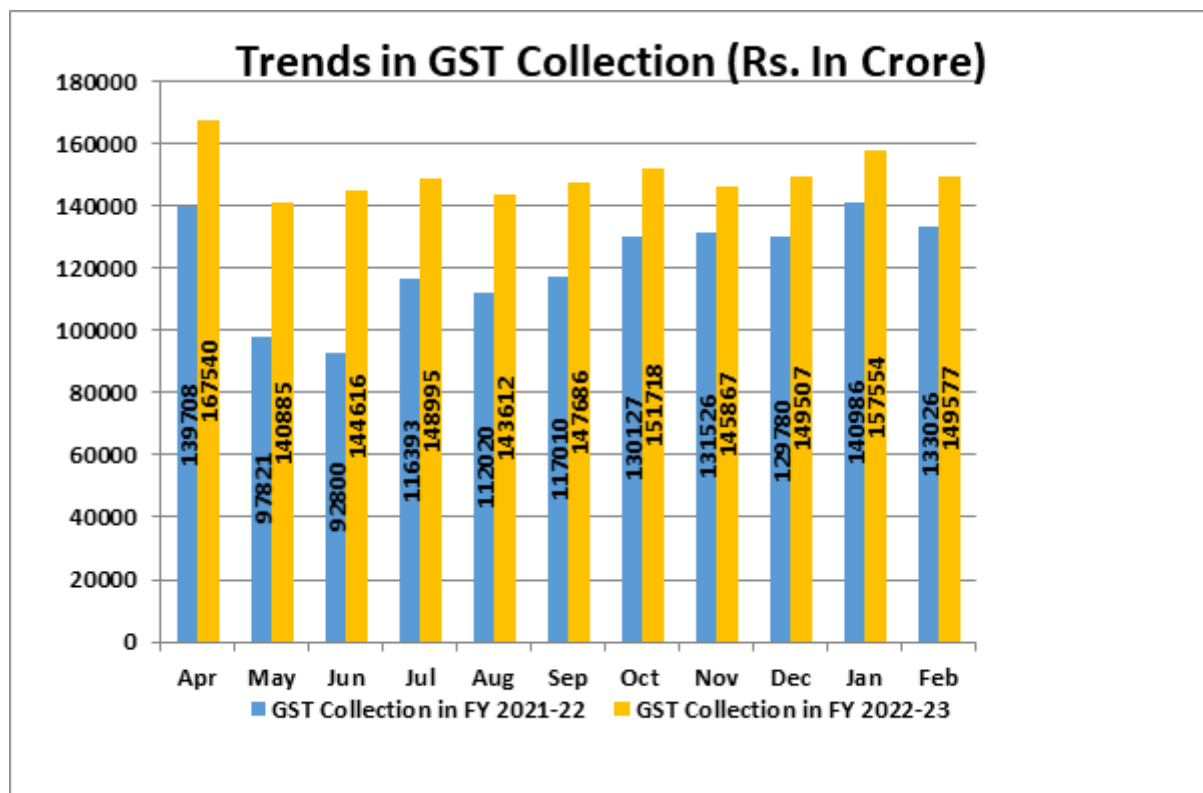
The gross GST revenue collected in the month of February 2023 is **₹1,49,577 crore** of which CGST is **₹27,662 crore**, SGST is **₹34,915 crore**, IGST is **₹75,069 crore** (including ₹35,689 crore collected on import of goods) and Cess is **₹11,931 crore** (including ₹792 crore collected on import of goods)

The government has settled ₹34,770 crore to CGST and ₹29,054 crore to SGST from IGST as regular settlement. The total revenue of Centre and the States after regular settlements in the month of February 2023 is ₹62,432 crore for CGST and ₹63,969 crore for the SGST. In addition, Centre had also released balance GST compensation of ₹16,982 crore for the month of June 2022 and ₹16,524 crore to States/UTs which have sent AG certified figures for previous period.

The revenues for the month of February 2023 are **12% higher** than the GST revenues in the same month last year, which was Rs. 1,33,026 crore. During the month, revenues from import of goods was **6% higher** and the revenues from domestic transaction (including import of services) are **15% higher** than the revenues from these sources during the same month last year. This month witnessed the highest cess collection of ₹11,931 crore since implementation of GST. Normally, February being a 28 day month, witnesses a relatively lower collection of revenue.

The chart below shows trends in monthly gross GST revenues during the current year. The table shows the state-wise figures of GST collected in each State during the month of February 2023 as compared to February 2022.















State-wise growth of GST Revenues during February 2023^[1]

State	Feb-22	Feb-23	Growth
Jammu and Kashmir	326	434	33%
Himachal Pradesh	657	691	5%
Punjab	1,480	1,651	12%
Chandigarh	178	188	5%
Uttarakhand	1,176	1,405	20%
Haryana	5,928	7,310	23%
Delhi	3,922	4,769	22%
Rajasthan	3,469	3,941	14%
Uttar Pradesh	6,519	7,431	14%
Bihar	1,206	1,499	24%



 Sikkim	222	265	19%
 Arunachal Pradesh	56	78	39%
 Nagaland	33	54	64%
 Manipur	39	64	64%
 Mizoram	24	58	138%
Tripura	66	79	20%
Meghalaya	201	189	-6%
Assam	1,008	1,111	10%
West Bengal	4,414	4,955	12%
Jharkhand	2,536	2,962	17%
Odisha	4,101	4,519	10%
Chhattisgarh	2,783	3,009	8%
Madhya Pradesh	2,853	3,235	13%
Gujarat	8,873	9,574	8%
Dadra and Nagar Haveli	260	283	9%
Maharashtra	19,423	22,349	15%
Karnataka	9,176	10,809	18%
Goa	364	493	35%
Lakshadweep	1	3	274%
Kerala	2,074	2,326	12%



 Tamil Nadu	7,393	8,774	19%
 Puducherry	178	188	5%
 Andaman and Nicobar Islands	22	31	40%
 Telangana	4,113	4,424	8%
 Andhra Pradesh	3,157	3,557	13%
Ladakh	16	24	56%
Other Territory	136	211	55%
Centre Jurisdiction	167	154	-8%
Total	98,550	1,13,096	15%

PPG/KMN

[1]Does not include GST on import of goods

(Release ID: 1903336) Visitor Counter : 696

Read this release in: Hindi , Gujarati

